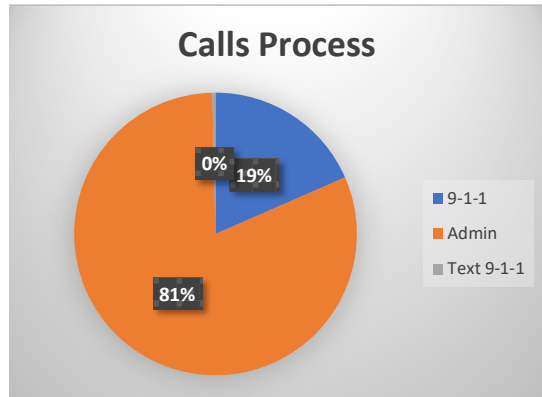




# Jefferson County 911

2022

Call Volume				
	2021	2022	change	% change
9-1-1	28,575	26,316	(2,259)	-8.58%
Admin	118,116	115,831	(2,285)	-1.97%
Text 9-1-1	137	509	372	73.08%
Txfr's	1,949	1,763	-186	-10.55%
<b>Total</b>	<b>146,828</b>	<b>142,656</b>	<b>-4,172</b>	<b>-2.92%</b>
Call Performance current Month				
9-1-1: Answer 95% within 20 seconds				
ADMIN: Answer 95% within 40 seconds				
	<b>2021</b>	<b>2022</b>		
<b>9-1-1</b>	<b>99.9%</b>	<b>99.8%</b>		
<b>ADMIN</b>	<b>100.0%</b>	<b>99.9%</b>		



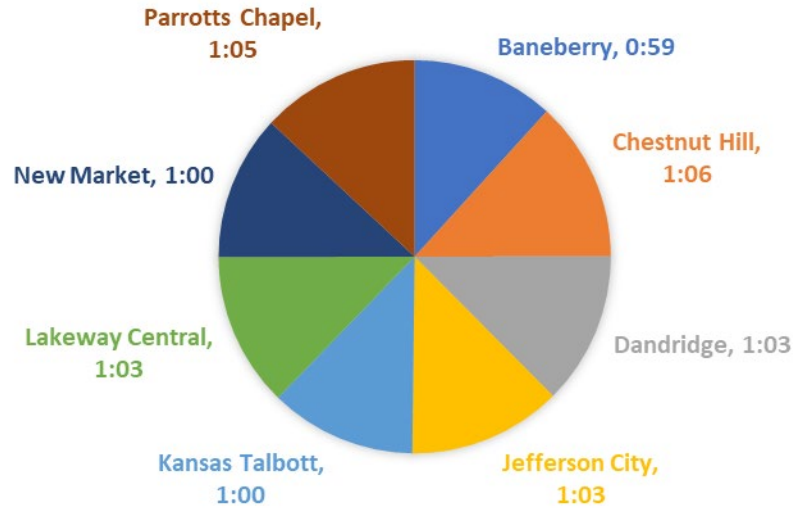
CAD CFS by Month				
Month	2021	2022	change	% change
January	4,626	4,969	343	6.90%
February	4,526	5,187	661	12.74%
March	5,669	6,475	806	12.45%
April	5,966	6,048	82	1.36%
May	6,027	6,195	168	2.71%
June	6,118	5,857	-261	-4.46%
July	6,812	5,897	-915	-15.52%
August	6,504	5,778	-726	-12.56%
September	6,064	5,787	-277	-4.79%
October	5,904	5,666	-238	-4.20%
November	5,387	5,767	380	6.59%
December	5,465	5,642	177	3.14%
<b>Total</b>	<b>69,068</b>	<b>69,268</b>	<b>200</b>	<b>0.29%</b>

CFS by Department				
Station	2021	2022	change	% change
CNU	28	12	-16	-133.33%
DPD	3,610	3,806	196	5.15%
JCPD	10,802	11,294	492	4.36%
Constables	794	383	-411	-107.31%
Sheriff	23,971	25,598	1627	6.36%
NMPD	2,670	2,226	-444	-19.95%
WPPD	3,719	4,148	429	10.34%
Air Med	32	36	4	11.11%
EMS	14,192	14,247	55	0.39%
EMA	363	520	157	30.19%
BFD	79	69	-10	-14.49%
CHFD	211	263	52	19.77%
DFD	758	825	67	8.12%
JCFD	1,350	1,441	91	6.32%
RESCUE	774	748	-26	-3.48%
KTFD	182	195	13	6.67%
LWFD	315	322	7	2.17%
NMFD	459	454	-5	-1.10%
PCFD	39	53	14	26.42%
WPPD	949	1,024	75	7.32%
Other	15,703	13,895	-1808	-13.01%
<b>Total</b>	<b>81,000</b>	<b>81,559</b>	<b>559</b>	<b>0.69%</b>

Radio Traffic				
Date	2021	2022	change	% change
County Ops	45	163	118	72.39%
EMS	440	275	-165	-60.00%
EMS Digital	169,592	161,847	-7745	-4.79%
Event	477	353	-124	-35.13%
Fire 1	24,405	26,339	1934	7.34%
Fire 2	3,311	4,879	1568	32.14%
Fire 3	4,217	3,478	-739	-21.25%
Fire Bays	7,499	7,810	311	3.98%
Fire English	7,793	8,119	326	4.02%
Fire Main	23,382	23,433	51	0.22%
JCPD 1	100,898	112,900	12002	10.63%
JCPD 2	0	0	0	0.00%
JCFD Analog	39	56	17	30.36%
JCPD Analog	43	130	87	66.92%
JMH	195	86	-109	-126.74%
Law 1	282,843	277,636	-5207	-1.88%
Law 2	2,931	2,367	-564	-23.83%
Law Bays	1,985	1,445	-540	-37.37%
Sevier Interop Fire	12	9	-3	-33.33%
Sevier Interop Law	6	7	1	14.29%
TACN	507	695	188	27.05%
WPPD	9,026	10,084	1058	10.49%
WPPD	40,923	39,707	-1216	-3.06%
<b>Total</b>	<b>680,569</b>	<b>681,818</b>	<b>1,249</b>	<b>0.18%</b>

911 DISCONNECT	5113	7.38%	FIRE SUSPICIOUS PACKAGE	5	0.01%	SW WARRANT SERVICE	1804	2.60%
911 OPEN LINE HANG UP MISDIAL	356	0.51%	FIRE VEHICLE	91	0.13%	SZ SCHOOL ZONE	1653	2.39%
ABDOMINAL PAIN	214	0.31%	FOLLOW UP INVESTIGATION	292	0.42%	THEFT	388	0.56%
ALARM	1496	2.16%	FORGERY - FRAUD	100	0.14%	TRAFFIC ENFORCEMENT	355	0.51%
ALARM MEDICAL ALERT	137	0.20%	GAS ODOR OR LEAK	40	0.06%	TRAFFIC PROBLEM	146	0.21%
ALARM TEST	133	0.19%	GAS SPILL FLUIDS	18	0.03%	TRAFFIC STOP	8337	12.04%
ALLERGIC REACTION	59	0.09%	HARASSMENT	110	0.16%	TRAUMA	95	0.14%
ANIMAL BITES	58	0.08%	HAZMAT INCIDENT	3	0.00%	TRESPASS	88	0.13%
ANIMAL COMPLAINT	3688	5.32%	HEAD INJURY	206	0.30%	TROUBLE TICKET	8	0.01%
ASSAULT	70	0.10%	HEADACHE	19	0.03%	TX TO ANOTHER AGENCY	2115	3.05%
BACK PAIN	95	0.14%	HEAT EMERGENCIES	11	0.02%	UNCONSCIOUS OR UNRESPONSIVE	329	0.48%
BLEEDING CONTROLLED	42	0.06%	IDENTITY THEFT	16	0.02%	UNKNOWN MEDICAL PROBLEM	83	0.12%
BLEEDING NON CONTROLLED	133	0.19%	INDECENT EXPOSURE	8	0.01%	VANDALISM	190	0.27%
BOAT CRASH	1	0.00%	INDUSTRIAL ACCIDENT OR MACHINERY ACCIDE	1	0.00%	WELFARE CHECK	1223	1.77%
BOLO	1975	2.85%	INVESTIGATION	2910	4.20%	WILDLIFE	123	0.18%
BOLO BE ON LOOKOUT	102	0.15%	JUVENILE PROBLEM	192	0.28%			
BOMB THREAT	5	0.01%	KIDNAPPING	2	0.00%			
BREATHING PROBLEMS	1086	1.57%	LIFTING ASSISTANCE	540	0.78%			
BURGLARY BUSINESS	29	0.04%	LZ HELICOPTER LANDING ZONE	93	0.13%			
BURGLARY RESIDENCE	187	0.27%	MISSING PERSON	80	0.12%			
BURGLARY VEHICLE	39	0.06%	MOTORIST ASSIST	1254	1.81%			
BURN PERMIT LOG	111	0.16%	MULTIPLE CALLER INCIDENT	1679	2.42%			
BURNS	3	0.00%	MVC INJURIES MOTOR VEHICLE CRASH	581	0.84%			
CALL BY PHONE	3820	5.51%	MVC NON INJURY MOTOR VEHICLE CRASH	1815	2.62%			
CARBON MONOXIDE POISONING	2	0.00%	NARCOTICS INVESTIGATION	107	0.15%			
CARDIAC ARREST	155	0.22%	NAUSEA VOMITING	216	0.31%			
CHANGE IN MENTAL STATUS	397	0.57%	OB PREGNANCY	42	0.06%			
CHEST PAIN OR HEART PROBLEMS	709	1.02%	OFFICER INITIATED	798	1.15%			
CHILD EXPLOITATION	2	0.00%	ORDER OF PROTECTION	219	0.32%			
CHOKING	25	0.04%	OVERDOSE	9	0.01%			
COLD EMERGENCIES	1	0.00%	OVERDOSE CPR	77	0.11%			
CONVALESCENT TRANSPORT	2261	3.26%	OVERDOSE POISONING	118	0.17%			
DEATH INVESTIGATION	105	0.15%	PROPERTY CHECK	1578	2.28%			
DELIVER MESSAGE	114	0.16%	PROPERTY LOST OR FOUND	78	0.11%			
DIABETIC PROBLEMS	205	0.30%	PURSUIT	74	0.11%			
DISTURBANCE	1178	1.70%	REPOSSESSION LOG	178	0.26%			
DISTURBANCE PEACE	310	0.45%	RESCUE BOATING ASSIST	21	0.03%			
DISTURBED PERSON	68	0.10%	RESCUE CONFINED SPACES	1	0.00%			
DOMESTIC DISTURBANCE	703	1.01%	RESCUE ELEVATOR RESCUE	2	0.00%			
DROWNING	2	0.00%	RESCUE HIGH ANGLE RESCUE	1	0.00%			
ELECTROCUTION OR LIGHTNING	1	0.00%	RESCUE SEARCH	20	0.03%			
ERRONEOUS ENTRY	342	0.49%	RESCUE STANDBY	84	0.12%			
ESCAPEE PRISONER	1	0.00%	RESCUE STRUCTURE COLLAPSE	6	0.01%			
ESCORT	1214	1.75%	RESCUE SUBMERGED OR SINKING VEHICLES	3	0.00%			
ESCORT MENTAL HEALTH	85	0.12%	RESCUE WATER	7	0.01%			
EYE INJURY OR PROBLEMS	2	0.00%	ROAD CLOSURE	120	0.17%			
FALLS	537	0.78%	ROAD HAZARD	988	1.43%			
FINGERPRINTING	32	0.05%	ROBBERY	4	0.01%			
FIRE AIRCRAFT EMERGENCY	1	0.00%	SCHEDULED PATIENT TRANSPORT	3806	5.49%			
FIRE ALARM	388	0.56%	SEIZURES	252	0.36%			
FIRE ALARM CARBON MONOXIDE	35	0.05%	SHOOTING	35	0.05%			
FIRE BRUSH GRASS FOREST	246	0.36%	SHOPLIFTER	75	0.11%			
FIRE EMS ASSIST	264	0.38%	SICK PERSON	1386	2.00%			
FIRE INSPECTION	5	0.01%	STABBING	8	0.01%			
FIRE MOVE UP	24	0.03%	STALKING	1	0.00%			
FIRE MUTUAL AID	36	0.05%	STOLEN VEHICLE	110	0.16%			
FIRE OTHER	103	0.15%	STORM RELATED	25	0.04%			
FIRE PREVENTION	1	0.00%	STROKE	301	0.43%			
FIRE PUBLIC ASSIST	68	0.10%	SUICIDAL PERSON	112	0.16%			
FIRE SMOKE INVESTIGATION	82	0.12%	SUICIDE ATTEMPT	12	0.02%			
FIRE STRUCTURE	118	0.17%	SUSPICIOUS PERSON OR VEHICLE	2617	3.78%			

## FIRE SERVICE - AVERAGE RECEIVE TO DISPATCH - 2022



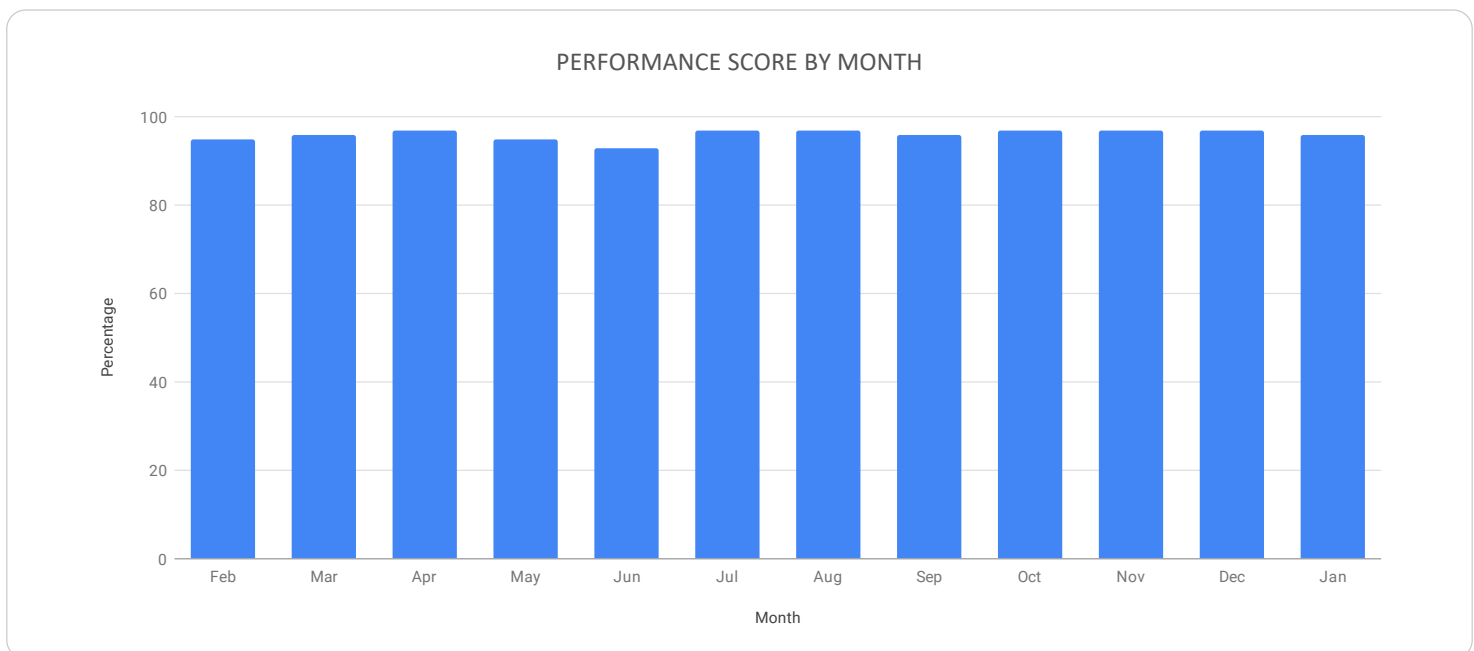
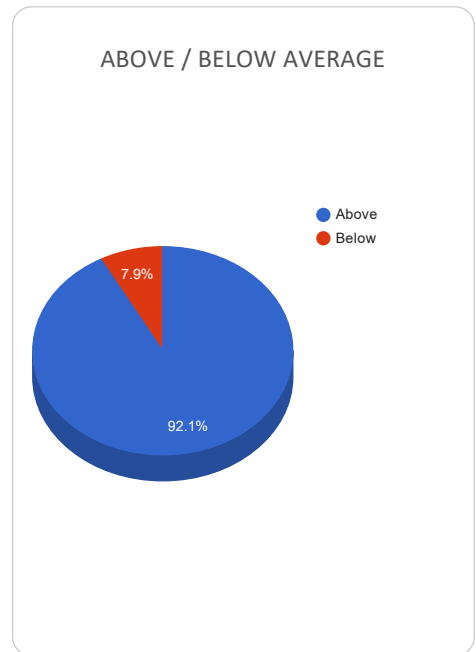
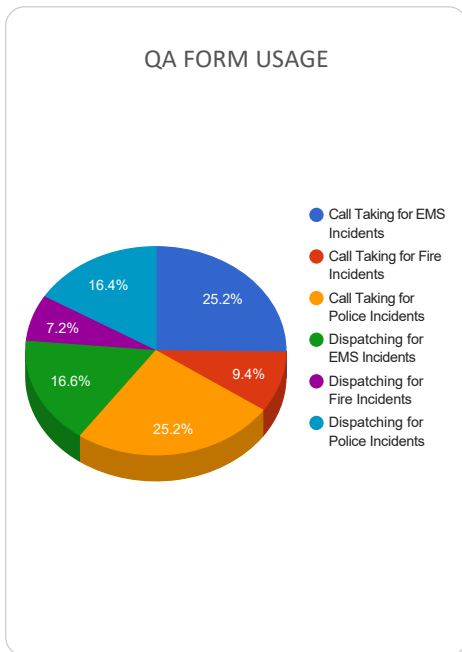
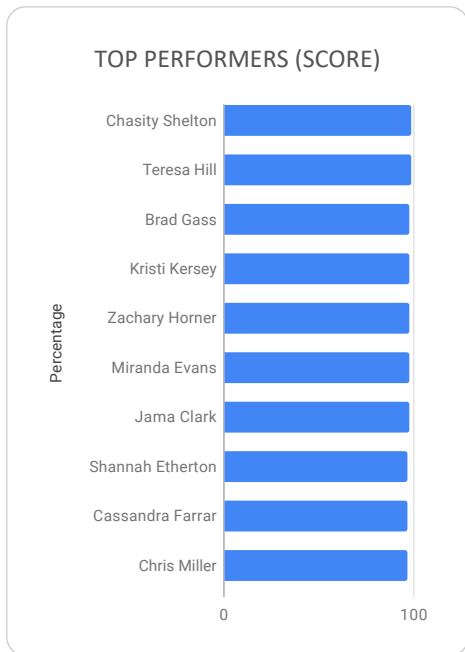
Department	January	February	March	April	May	June	July	August	September	October	November	December	Average
Baneberry	1:21	0:49	0:52	0:32	1:05	0:54	0:47	0:54	1:02	0:50	1:46	0:58	0:59
Chestnut Hill	1:04	1:11	0:58	0:55	0:50	1:01	1:20	0:58	1:05	1:21	1:35	0:59	1:06
Dandridge	0:54	0:48	1:02	1:12	1:01	1:15	0:56	1:00	1:11	1:12	0:55	1:12	1:03
Jefferson City	0:59	1:02	1:02	0:59	1:09	1:06	1:17	1:00	1:00	1:05	1:02	1:04	1:03
Kansas Talbott	0:56	0:57	1:04	1:00	1:11	1:17	1:11	0:49	0:54	0:54	0:57	0:59	1:00
Lakeway Central	1:06	0:59	1:14	0:59	1:16	1:04	1:06	0:57	0:57	0:56	1:13	0:59	1:03
New Market	1:23	0:44	0:47	0:54	0:56	1:18	1:13	0:50	1:11	0:57	0:48	1:01	1:00
Parrotts Chapel	1:09	1:08	2:18	1:14	0:59	1:10	1:20	1:07	0:00	1:25	0:00	1:19	1:05



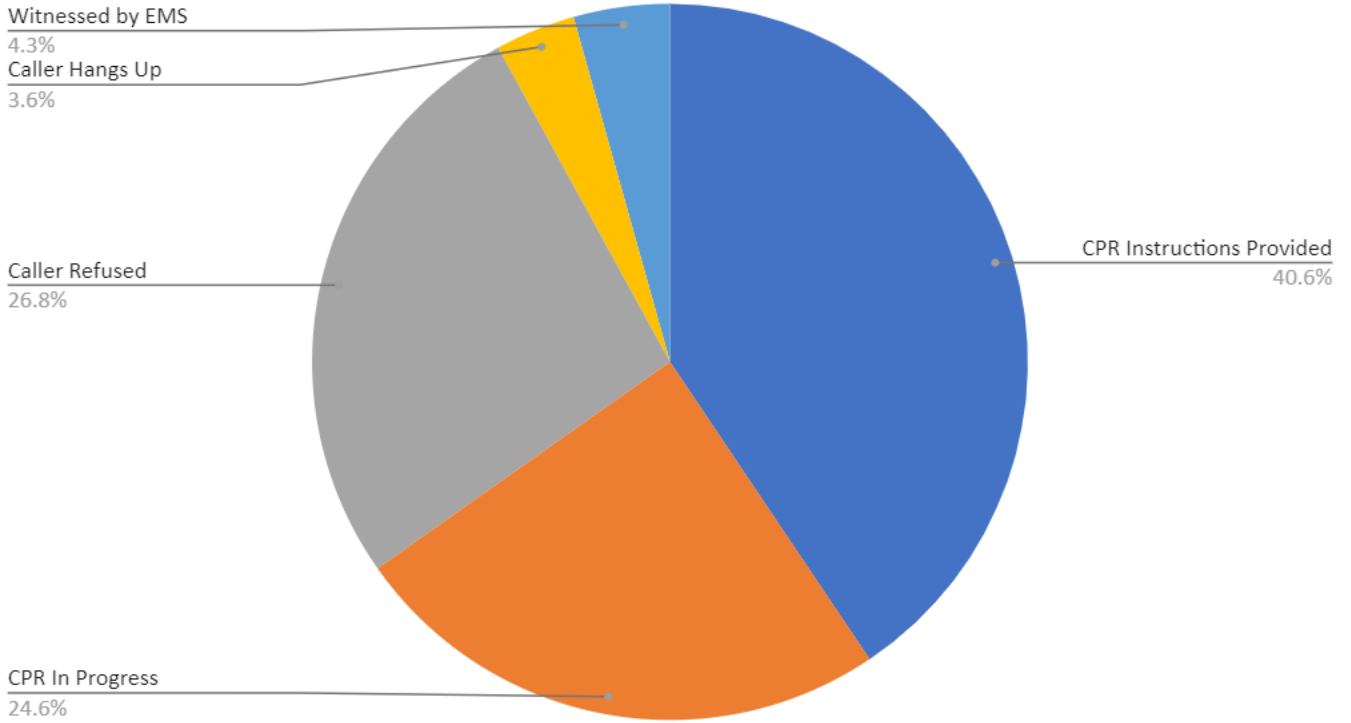
### Jefferson County 911

### DASHBOARD - CUSTOM (1/1/2022 - 12/31/2022)

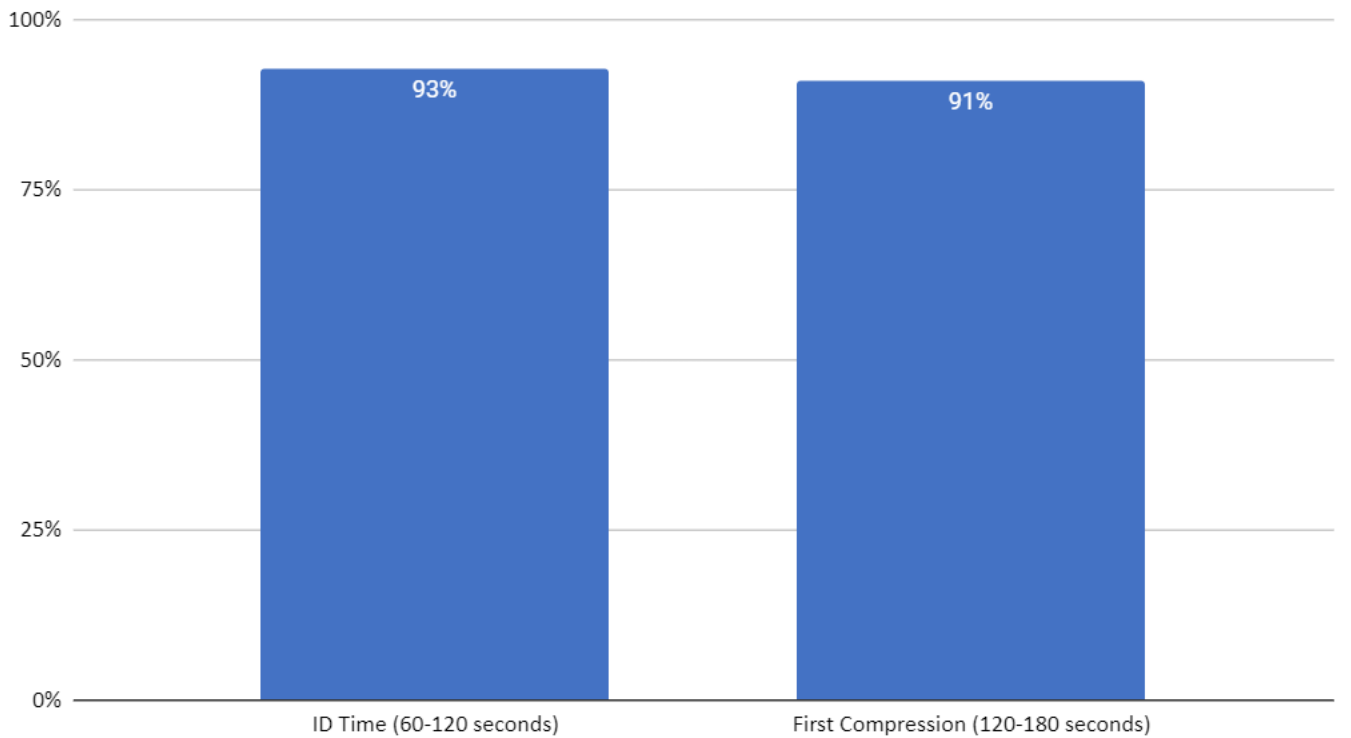
<p>TOTAL EVALUATIONS</p> <p><b>3,694</b></p>	<p>TEAM AVERAGE SCORE</p> <p><b>97.20%</b></p>	<p>PERFECT SCORES</p> <p><b>2,514</b></p>	<p>BELOW AVERAGE 90.00%</p> <p><b>292</b></p>
--	--	---	---



# 138 Total Out of Hospital Cardiac Arrest Incidents - 2022



## ID Time - First Compressions Started



# NEW ADDRESS ASSIGNMENTS

■ 2022 ■ 2021

